



1 8 2 3



The Glass Arm Series



Chandelier 42442-18+15 in the Ballrooms at Hamburg's Hotel Vier Jahreszeiten

## From a pleasing simplicity to grand opulence

Glass Arm Chandeliers date back to the late 17th century. After the Thirty Year's War metal was a rare commodity needed for military hauteur. So glass became the material of choice to reinterpret the classical chandelier types. Glass as the main structural element gives these archetypical models a new clarity and lightness like an antithesis to their arduous emergence.

Pure and elegant interpretations originate in the Bohemian tradition. Early examples draw from Dutch brass chandeliers with their typical balls. Lobjmeyr reconstructed fixtures for Schloss Hof Palace near Vienna, the summer residence of Prince Eugene of Savoy. More recent examples Lobjmeyr created 200 years later with mousseline-thin glass.

Western and North European styles coined strong and opulent interpretations of the glass arm idea. One example is the English Regency style which gains a unique lightness from the glass arms despite the strong presence of its examples.

The light and lofty Empire Style in North-Eastern Europe and English Georgian Style combine the lightness of the glass arm idea with an opulence of crystal chains and feathers to create lustrous bodies of light.

Schloss Hof Chandelier from 1720  
Regency Chandelier from 1815  
Shaping of glass pipe on the lamp



Mousseline Chandelier from 1925  
Photo: Konrad Limbeck



Schloss Hof Chandelier  
at Schloss Hof palace  
© Schloss Hof

## Bohemian Tradition

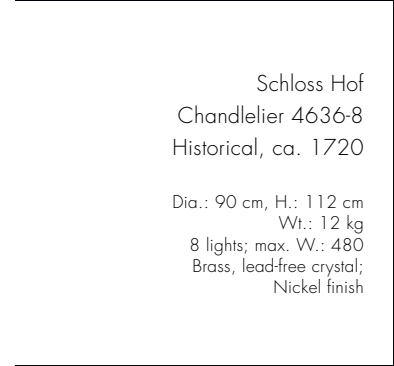
These designs rely on the pure glass arm idea alone. It is this clean and fresh language that makes these chandeliers perfect for today's architecture. It translates easily into modern design literally blending into any ensemble. The calm elegance can so step back and understatedly enhance the room's natural ambience. Funnily the genuine baroque version is the most timeless statement.

As such this style is an embodiment of Lobmeyr's philosophy.



Schloss Hof  
Chandelier 4636-12  
Historical, ca. 1720

Dia.: 100 cm, H.: 140 cm  
Wt.: 18 kg  
12 lights; max. W.: 720  
Brass, lead-free crystal;  
Nickel finish



Schloss Hof  
Chandelier 4636-8  
Historical, ca. 1720

Dia.: 90 cm, H.: 112 cm  
Wt.: 12 kg  
8 lights; max. W.: 480  
Brass, lead-free crystal;  
Nickel finish



Schloss Hof  
Wall sconce 4636-W-5  
Historical, ca. 1720

W.: 50 cm, H.: 70 cm  
P.: 29 cm; Wt.: 9 kg  
5 lights; max. W.: 300  
Brass, lead-free crystal;  
Nickel finish



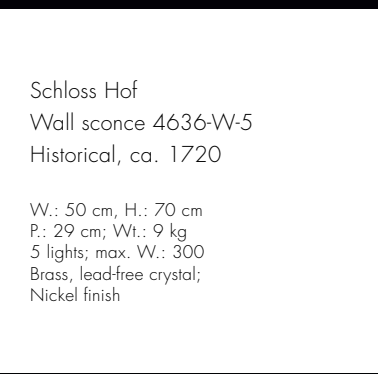
Musseline  
Chandelier 42426-8  
Hans Harald Rath, 1925

Dia.: 80 cm, H.: 73 cm  
Wt.: 10 kg  
8 lights; max. W.: 480  
Brass, lead-free crystal;  
Nickel finish



Schloss Hof  
Wall sconce 4636-W-2  
Historical, ca. 1720

W.: 26 cm, H.: 25 cm  
P.: 42 cm; Wt.: 3 kg  
2 lights; max. W.: 120  
Brass, lead-free crystal;  
Nickel finish



Marianne  
Chandelier 3185-8  
Marianne Rath, 1926

Dia.: 82 cm, H.: 102 cm  
Wt.: 11 kg  
8 lights; max. W.: 480  
Brass, lead-free crystal;  
Nickel finish





Regency Chandelier  
in a South England mansion

## For a stronger presence

Amongst the classics from early 19th century Lobjmeyr's collaboration with Otto Prutscher sticks out. Another archetype constituting its own line.

Art Deco  
Wall sconce 4729-2  
Hans Harald Rath, 1942

W.: 36 cm, H.: 27 cm  
P.: 20 cm; Wt.: 3 kg  
2 lights; max. W.: 120  
Brass, hand cut crystal;  
Nickel finish



Art Deco  
Wall sconce 42358-W-1  
Lobjmeyr, 2005

W.: 15 cm, H.: 16 cm  
P.: 8 cm; Wt.: 2 kg  
1 light; max. W.: 60  
Brass, hand cut crystal;  
Nickel finish



Prutscher  
Chandelier 4257-7  
Otto Prutscher, 1934

Dia.: 72 cm, H.: 48 cm  
Wt.: 20 kg  
7 lights; max. W.: 420  
Brass, hand cut crystal;  
Nickel finish

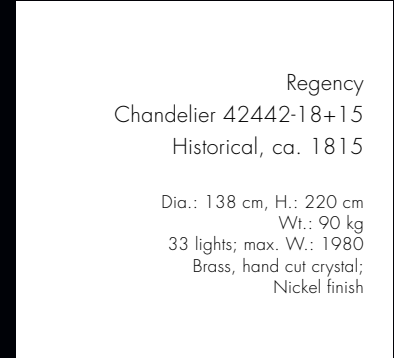
Georgian  
Chandelier 42552-30  
Historical, ca. 1780

Dia.: 120 cm, H.: 140 cm  
Wt.: 85 kg  
30 lights; max. W.: 1.800  
Brass, hand cut crystal;  
gold finish



Regency  
Chandelier 42442-18+15  
Historical, ca. 1815

Dia.: 138 cm, H.: 220 cm  
Wt.: 90 kg  
33 lights; max. W.: 1980  
Brass, hand cut crystal;  
Nickel finish



Regency  
Pendant 42687-9  
Historical, ca. 1815

Dia.: 46 cm, H.: 108 cm  
Wt.: 8 kg  
9 lights; max. W.: 540  
Brass, hand-cut crystal;  
Nickel finish



New George  
Chandelier 42146-6  
Historical, ca. 1840

Dia.: 65 cm, H.: 65 cm  
Wt.: 9 kg  
6 lights; max. W.: 360  
Brass, lead-free glass;  
Nickel finish





Chandelier 3185-8 in the Wolseley Café on London's Piccadilly.



LOBMEYR